

Satan's Work: The Planned Collapse of Christendom

by Jeremy James



Christendom is normally defined as the group of countries where a majority of the population profess some form of Christianity and where the laws of those countries are based largely on the moral and ethical principles expressed in the Bible.

Historians would argue, with some justification, that 'Christendom' ended with the political disintegration of Europe, Russia and the Middle East following the First World War. Most of the countries involved adopted thereafter an increasingly secular worldview which allowed Christian institutions little or no role in national leadership or public policy formation.

The Enemy used the silent plague of Freemasonry to blight whatever vestige of Christianity still remained in Europe and America. Working in tandem with Freemasonry, the Communist infiltration of the West after the Second World War unleashed a tidal wave of materialistic opinions and ideas. Communist sympathisers found their way into key institutions, notably the national media, academia and politics, and began to blur the distinction between Christian values and socialist ideals.

Very gradually, a ‘good’ Christian came to be seen, not as a person who lived in obedience to God’s Word, but as someone who had a healthy respect for other points of view, both cultural and religious. With the passage of time, this insidious switch has produced the shallow institutional church that we see everywhere today, the lukewarm Laodicean gargoyle which struts arm-in-arm with the world.

What now remains

Very little of what we once knew as Christendom now remains. But it has left a dangerous legacy which the Freemasons and Communists cannot abide and which they are determined to eradicate – a set of constitutional and statutory laws grounded in Christian values. These still guarantee rights and freedoms which are anathema to the architects of the coming new world order.



**The inside of Notre Dame, Paris, following the fire of 2019
[See our paper #194]**

The easiest way to eradicate these laws is to eliminate the cultures in which they are embedded. These regions comprise, in the main, western Europe, North America, and Australia/New Zealand. They also happen to be the regions earmarked in military intelligence spreadsheets for extensive depopulation by 2025 (See **Appendix A**).

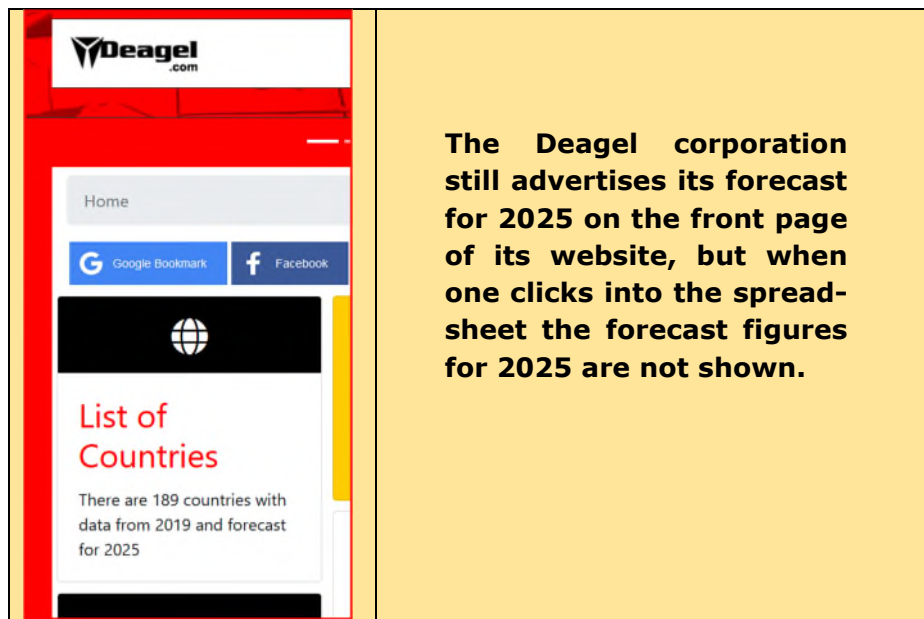
The Deagel corporation is a minor branch of US military intelligence, one of the many secretive organizations which collects data for high-level decision-making purposes and prepares confidential briefing documents for agencies like the National Security Agency, the United Nations, and the World Bank. It is known, for example, to have contributed to a Stratfor report on North Korea. With this kind of pedigree, Deagel should be seen as a legitimate player in the intelligence community and not merely a disinformation asset. If so, then it must be assumed that its population predictions for 2025, as well as its industrial output predictions on a nation-by-nation basis, are based on strategic assumptions which are shared and well understood by other players in the intelligence community.

Until the start of the Covid ‘pandemic’ many commentators were perplexed by the Deagel spreadsheets. Perhaps they were part of a psychological operation? However, in light of recent events, we are obliged to consider a possible connection between the projected massive reduction in the population of certain countries, forecast by Deagel, and the urgent plan to inoculate everyone on earth with an unproven and potentially harmful vaccine.

The Deagel scenario

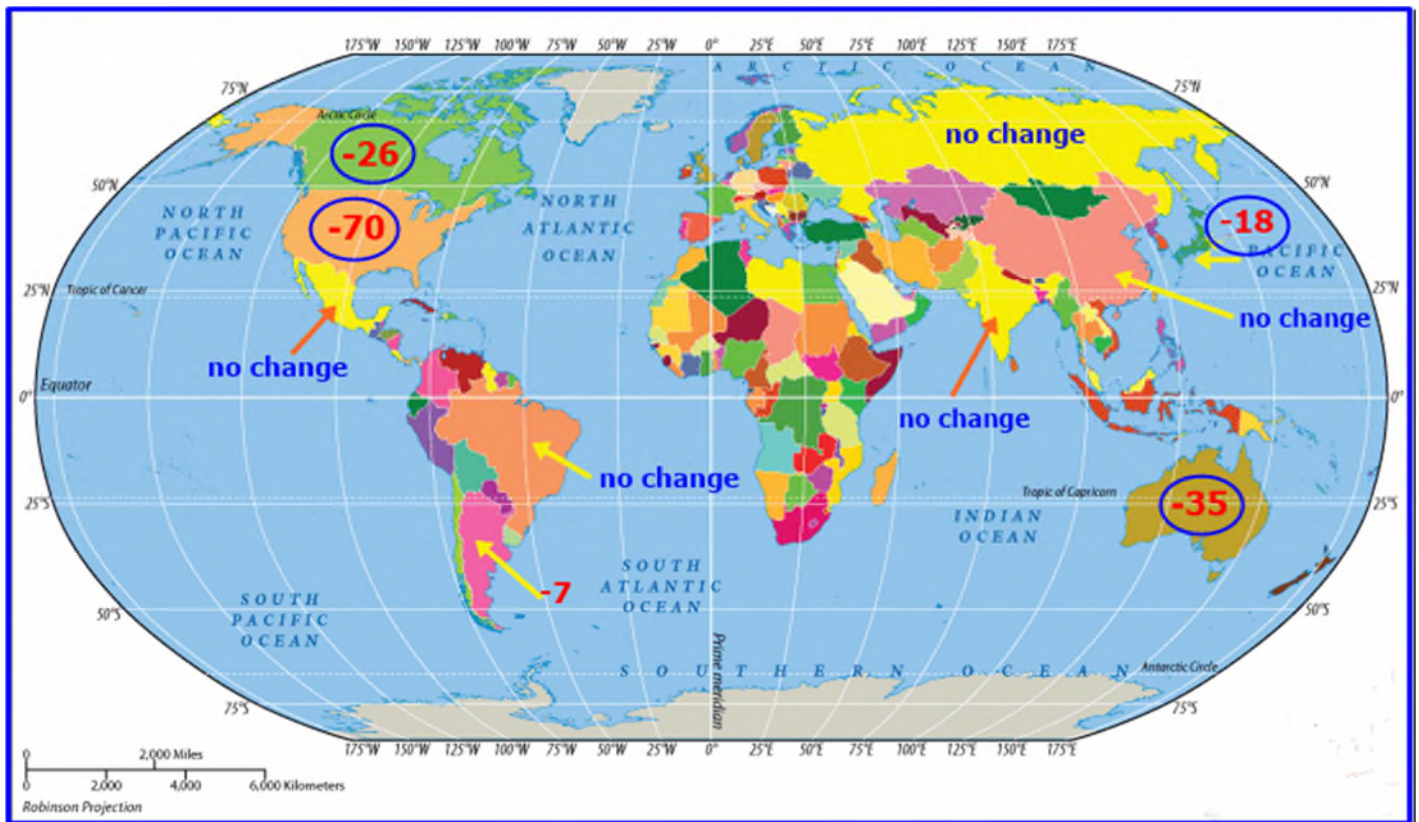
The Deagel corporation was asked to explain the thinking behind its strange set of population and output figures. While we cannot take its response at face value, it nonetheless paints a picture that is very similar to the world we now see. In short, they argued that the US government has greatly over-stated the real level of US GDP. This means the country will be fatally exposed when the next economic crisis strikes. They also take into account a “pandemic scenario” – their term – caused by Ebola or a similar pathogen. This, they say, would cause an exceptionally high death rate, placing extreme pressure on healthcare providers across America and greatly reducing economic output. This could quickly spiral out of control and create an international financial crisis: “The collapse of the Western financial system will wipe out the standard of living of its population while ending Ponzi schemes such as the Stock Exchange and the pension funds.”

They try to explain the predicted dramatic fall in the population of the US by reference to a massive outward migration of millions of Americans seeking economic relief in other countries, but this is unconvincing. They seem to concede this themselves when they add a further explanatory factor – widespread suicide in response to economic distress. But this too is unsatisfactory. Their primary reason for predicting a colossal drop in the population of the US by 2025 – a fall of up to 70 percent – is the scale and severity of the alleged pandemic. As they put it, “the death toll will be horrible.”



If we see Deagel as an arm of the intelligence community, and the Covid pandemic as a strategic weapon to bring down the United States (as well as certain other countries), then the depopulation figures in their spreadsheet reflect the high fatality rate that the international Communist Elite expect to inflict on the American people and western Europe by 2025. They are announcing in advance what they intend to do and even how they intend to do it. Pandemics are unpredictable, uncontrollable events, but mass vaccination programs which deliver a deadly cocktail of genetic material and toxic nano-particles are both predictable and controllable (See our paper #205).

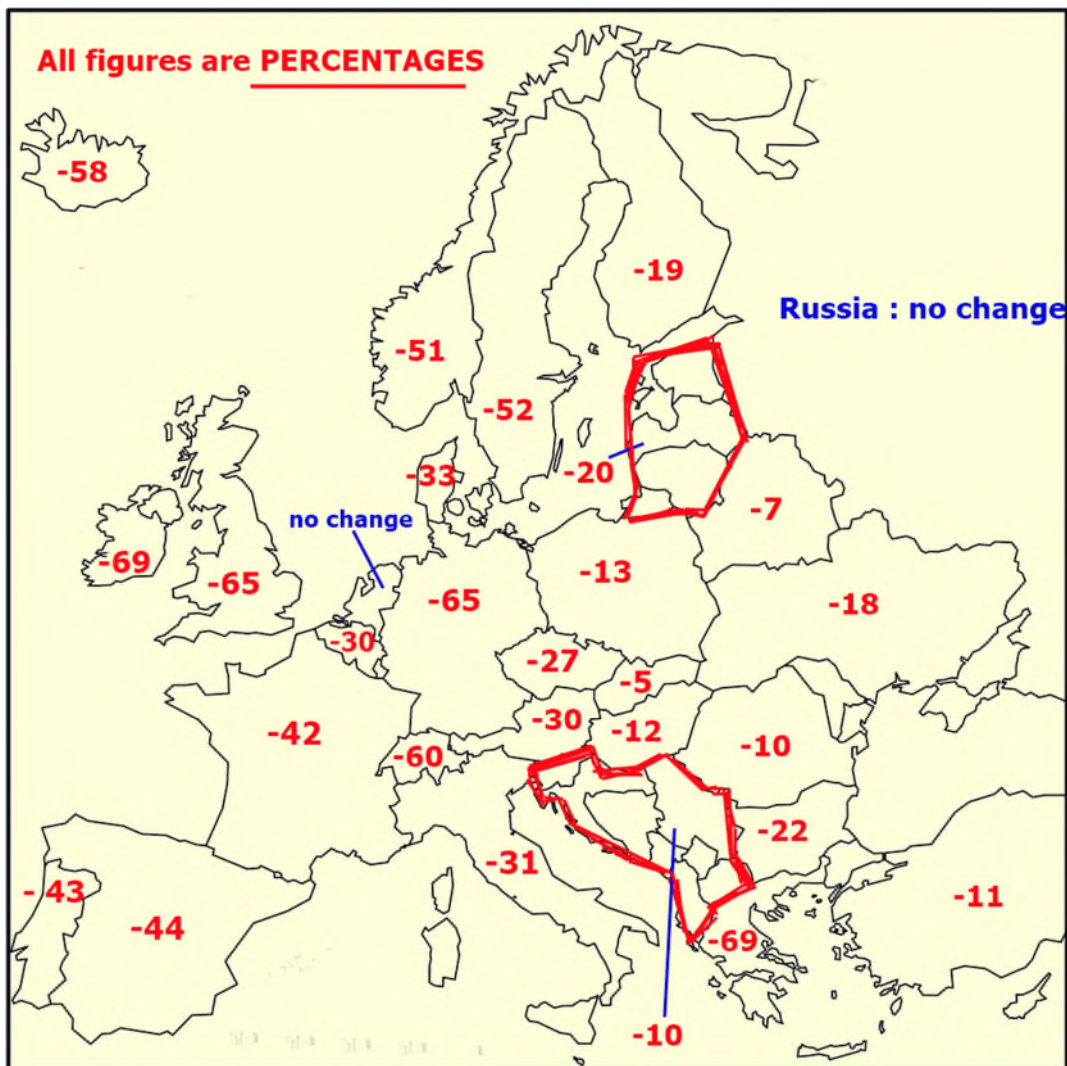
In short, the Deagel spreadsheet is a military plan, not a demographic forecast. It identifies in numeric terms the main targets in an invisible war which the Elite expect to run its course by 2025.



The countries that will suffer the greatest reduction in population, according to Deagel (as per 2014), are:

USA	70 percent
Ireland	69
Greece	69
UK	65
Germany	65
Israel	63
Switzerland	60
Iceland	58
Sweden	52

Norway	51
Spain	44
Portugal	43
France	42
Australia	35
Denmark	33
Italy	31
Belgium	30
Austria	30
Canada	26
New Zealand	25
Bulgaria	22
Baltic States	20
Finland	19
Ukraine	18
Japan	18




With the exception of Israel and Japan, these countries comprise what might formerly have been called Christendom. The high figure for Israel (63 percent) should also be noted. The only significant 'Christian' country to not suffer any decline is Russia.

The Deagel projections for 2025, as per May 2018, are shown in **Appendix B**. Some of the figures have changed, but the overall pattern is the same.

The target is Christianity

What is most striking about both lists is the general absence of major population changes by 2025 across the Islamic world, Africa, South America, and most of Asia. There are a few exceptions, of course, but the main target of this military operation is Christendom. (While South America is nominally Roman Catholic, it has been firmly under the thumb of Rome for several centuries and is dominated today by *Liberation Theology*, which is nothing but Marxism with a phony Christian veneer.)



So we have a specific target, namely Christendom, a method (depopulation instead of invasion), and a strong candidate for the weapon deployed (vaccines).

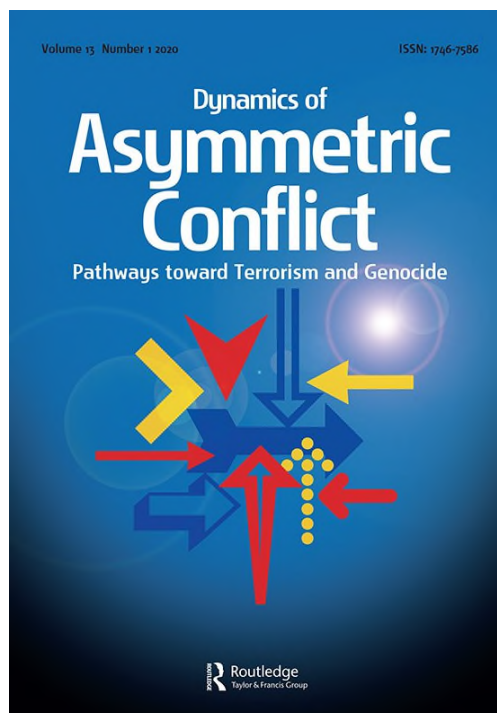
We cannot say for certain that the Covid vaccines are being used to depopulate these regions – to a devastating degree in most cases – but we would be extremely foolish to ignore the possibility!

Why are the governments of these countries using every coercive means at their disposal to compel their citizens to take the vaccine? Why are the social media giants censoring any discussion of the dangers posed by the vaccines, in particular the horrific number of injuries inflicted to date? Why are governments refusing to countenance any scientific proof or medical data which show that the vaccines are potentially harmful? Why are governments pushing so hard to vaccinate our children, given that the 'Covid' pathogen (if it exists) is no threat whatever to anyone under the age of twenty? Why are national media platforms refusing to allow any informed discussion of the vaccine roll-out but are indulging instead in fearmongering on an unprecedented scale?

An asymmetric war

We are caught in an asymmetric war, where the weapons ranged against us are very different from those used in conventional warfare. In an asymmetric war, the target nation may not even know that it is under attack. For example, when the big US corporations began to offshore a huge chunk of American industry to Communist China in the 1980s, the American people had no idea that the techniques of asymmetric warfare were being used against them. The public was tricked into depleting their own industrial base and increasing that of the enemy. They didn't even think of China – a Marxist stronghold! – as a possible future adversary.

Asymmetric warfare relies heavily on deception, disinformation and treason. If a nation's leaders are in league with the enemy, then even the most basic measures needed to protect oneself are either neglected or under-utilized.



The ultra-rich families which quietly rule the earth from behind the scenes installed a radically new political regime in both Russia and China during the 20th century. These powerful, highly militarized sovereign entities became, in effect, the twin hammers that Satan would later use to destroy Christianity and create a new world order.

All of the countries listed for depopulation on the Deagle spreadsheet are now controlled by political parties which serve the goals of the Luciferian Elite. Their leaders are sweet-smiling traitors, well-paid insiders who, in concert with their counterparts in other countries, are implementing the Illuminati plan to transform the West.

The average person is unable to see this. He or she simply cannot imagine that a plan like this could exist or that the very people whom they trust to provide leadership and protect their country are actually working to undermine and 'transform' it. They find it equally difficult to accept that the Covid vaccines could be a weapons system designed to depopulate their homeland and create economic chaos.



Bioterrorism by injection

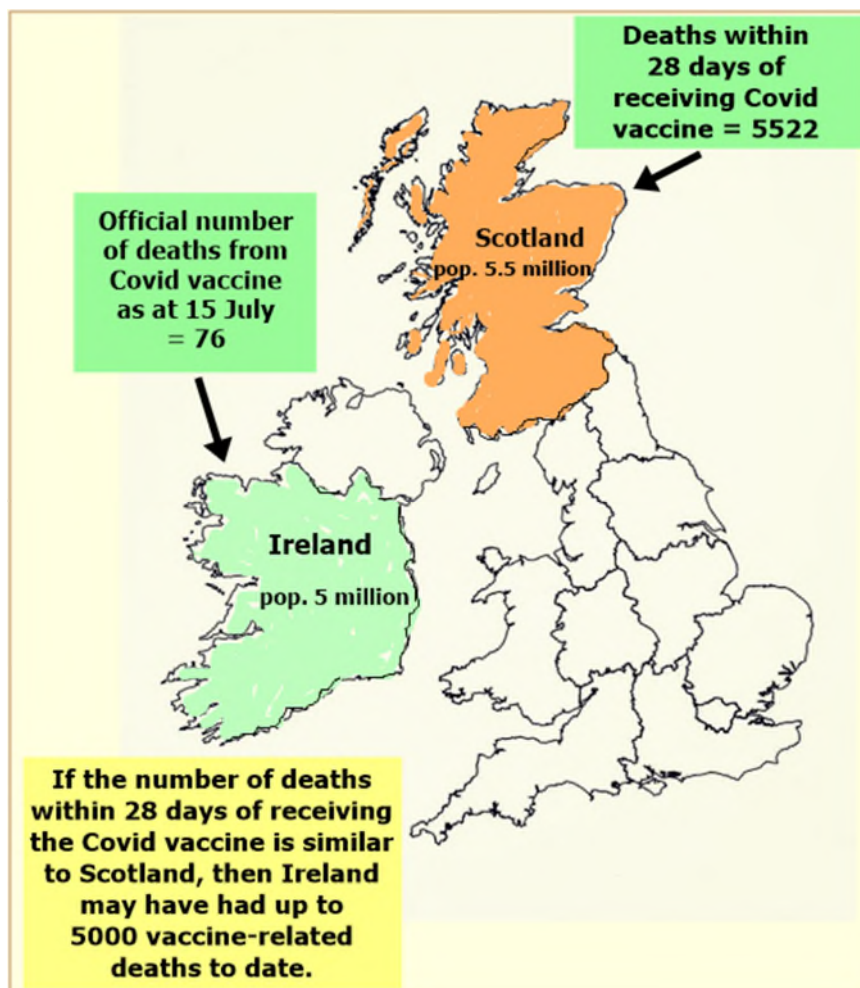
The national disinformation networks in these countries are working hard to hide or disguise the harm being done by the vaccines. In the US the VAERS system is seemingly being tampered with by the CDC to suppress the true number of deaths caused by the vaccine. Last week a government employee specializing in healthcare data analysis made a sworn declaration under penalty of perjury that, according to claims submitted to Medicare and Medicaid, the Covid vaccines have been responsible for at least 45,000 deaths to date – three times the number reported by VAERS. Note the words, “at least”. Other healthcare data sources in the US suggest that the true figure may be much higher. Dr Peter McCullough, a highly respected medical professor based in Dallas, has stated that he believes the actual figure is currently in excess of 50,000 and increasing daily. He is calling the program “*propagandized bioterrorism by injection.*”

Freedom of Information requests in Scotland have succeeded in eliciting information which the authorities in England and Wales have repeatedly refused to release. They show that, over a six month period, 5,522 people died in Scotland within 28 days of receiving the Covid vaccine. Even if we allow, from a statistical standpoint, that some of these deaths would have occurred in any event, let's say 10 percent (which is very generous), the nett figure is still very much higher than expected.

Let's compare this figure with the official vaccine-related death toll across the UK as a whole (England, Wales, Scotland and N Ireland). According to the MHRA (Medicines and Healthcare products Regulatory Agency), the Covid vaccines have caused a total of 1,483 deaths in the UK in the period 9 December 2020 to 14 July 2021. This is far short of the figure for Scotland alone!

If we take the Scottish profile as a true measure of the harm being caused by these vaccines and apply it to the UK as a whole, then a completely different – and quite horrifying – picture emerges. Taking the population of Scotland, which is 5.5 million, and extrapolating to the UK as a whole, which has a population of 66.5 million, then the estimated number of people in the UK who died within 28 days of receiving the vaccine is around 67,000.

If we make allowance for patients who would have died in any event, then the vaccine actually caused (or accelerated) the deaths of about 60,000 people in the UK to date. This is 40 times greater than the death rate being reported by the MHRA.



We should also compare the Scottish death rate with that of Europe (excluding the UK). According to EudraVigilance [European Union Drug Regulating Authorities Pharmacovigilance], the database of vaccine deaths and adverse reactions maintained by the EMA (European Medicines Agency) on behalf of the European Union, the vaccine had caused 18,928 deaths by 17 July. However, if the EU actually experienced the same vaccine-related death rate as Scotland over this period – which is quite possible – then, within its total population of 446 million, the vaccine caused over 400,000 deaths. This is 21 times higher than the rate reported by the EMA.

If we perform the same exercise in relation to the US, then the vaccines have caused the deaths of around 300,000 people, which is 20 times higher than the rate reported by VAERS.

What are we to make of these figures? They include several important assumptions: that the roll-out began at the same time in each region; that recipients had a broadly similar age profile; that all recipients received the same vaccine ingredients; and that the proportion of persons close to death in each region, who received the vaccine, was roughly similar. However, no matter how many adjustments one might make to cater for these and related factors, it is difficult to escape the conclusion that the vaccine is killing or injuring far more people than the national authorities will admit. Far more! The underestimation would appear to be at least one order of magnitude.

This means our governments are lying. All of them. It also means the death rate will increase dramatically as we enter the winter months. The body storage contracts (see below) show that the relevant authorities are already making provision for this:

<https://www.find-tender.service.gov.uk/Notice/013120-2021?origin=SearchResults&p=1>

The screenshot shows a GOV.UK 'Find a Tender' page. At the top, there is a blue header with the GOV.UK logo and 'Find a Tender'. Below this is a blue banner with the text 'Help us improve Find a Tender' and a link 'Sign up for user testing'. A white banner below that says 'BETA This is a new service - your feedback will help us improve it.' The breadcrumb trail is 'Home > Search results > Temporary Body Storage Service'. The main heading is 'Temporary Body Storage Service' in large bold black text, underlined in red. Below this, it says 'Westminster City Council' in blue text, also underlined in red. Further down, it lists 'Publication reference: 2021/S 000-013120' and 'Publication date: 10 June 2021', with the date underlined in red. At the bottom, it says 'F02: Contract notice'.

Body storage

The screen-shot above is part of a tender request issued on behalf of the 32 London boroughs and the City of London on 10 June 2021. The request is seeking a single supplier capable of rapidly constructing and commissioning “to an agreed standard” a set of temporary body storage facilities across London “in the event of an excess deaths situation.” Perhaps the most telling detail is the stated duration of the contract, namely four years. In other words the facilities will not be needed after 2025:

II.1.4) Short description

The Authority seeks to procure a framework agreement for temporary body storage in the event of an excess deaths situation for the 32 London boroughs and the City of London, led by Westminster City Council. The framework agreement will appoint a single provider and will be for a period of 4 years. This will be a contingency contract, only called upon in the event that an excess deaths situation arises in the future and existing local body storage capacity needs to be augmented.

The over-arching aim of this tender is to provide a single framework supplier that will be able to provide temporary body storage facilities to house deceased in the event of an excess deaths situation. The deceased will be stored with dignity and respect, at locations to be determined based on local London needs at the time and will require some design elements to accommodate local site conditions and constraints, while being capable of rapid deployment, construction and commissioning to an agreed standard. This framework will be procured by the Authority as the pan-London lead, but all London local authorities may call-off against the framework.

This will be a contingency cover framework and as such there is no minimum guarantee of any level of spend or call-off under the framework agreement.

II.1.5) Estimated total value

Value excluding VAT: £6,000,000

<https://www.find-tender.service.gov.uk/Notice/013120-2021?origin=SearchResults&p=1>

Public and private hospitals in the UK are designed and managed to cater for a sudden increase in mortality. An excess in one geographical area can quickly be reassigned to another location. Problems arise only where neighboring locations are experiencing a similar spike in unexpected mortality. If an area the size of London is making emergency provision with the same company for all 32 boroughs, then the authorities are anticipating a possible surge in deaths across the city as a whole, with little or no scope for moving excess numbers of corpses to neighboring boroughs. Given that natural disasters or terrorist attacks would affect at most one or two boroughs, then they are clearly preparing for a pandemic situation.

Police shelters planned to give dignity to victims of disasters

Marc Horne

Thursday June 03 2021, 12:01am, The Times



The force would deploy the shelters in the event of disasters that caused large numbers of deaths
ANDREW MILLIGAN/PA

Police Scotland is planning to order several shelters where victims of a “mass fatality incident” could be identified.

From an article in *The Times*, 3 June 2021. The police force in Scotland is making contingency plans for a “mass fatality incident.”

It is quite possible that other countries on the ‘population reduction’ spreadsheet compiled by Deagel are making similar preparations. Remember, the population reduction target for the UK for 2025 was 65 percent (as at 2014).

The spate of online reports in recent years of FEMA coffins stockpiled in remote locations has given rise to much speculation in the US. They often included photos and even video footage of the sites where the coffins were stored. Many were found in locations where ground seepage was not an issue and ‘coffin liners’ were not needed. One must ask, therefore, whether these too are intended to cater for a “mass fatality incident” affecting a wide geographical area. (The Deagel reduction target (2014) for the US is 70 percent.)

In addition to emergency body storage facilities, the UK government is also seeking a massive 6-fold increase in the provision of oral anticoagulants, which are a key medication in the treatment of blood clots caused by Covid vaccines. The request to suppliers was published on 22 July 2021. It stated that the total value of the contract over the period specified (30 months to end-April 2024) was **£3.185 billion**. The annual cost of anticoagulants used by the NHS at present is a little under £200 million, so a contract covering two and a half years might be expected to cost £500m or so. Instead it will cost six times that amount. Clearly the NHS expects to have to cope with a massive increase in the number of blood-clot patients over the next two years.

GOV.UK Contracts Finder

Help us improve Contracts Finder [Close](#)
[Sign up for user testing](#)

BETA This is a new service - your [feedback](#) will help us improve it. [Register](#) [Sign in](#)

[Home](#) > [Search results](#) > NHS Framework Agreement for the supply of Direct Oral Anticoagulants (DOACs) for the NHS in England

NHS Framework Agreement for the supply of Direct Oral Anticoagulants (DOACs) for the NHS in England

NHS England
Published date: 22 July 2021

[Watch this notice](#)
[Print this notice](#)

Open opportunity - This means that the contract is currently active, and the buying department is looking for potential suppliers to fulfil the contract.

Closing: 3 September 2021, 1pm

Contract summary

Industry

- Pharmaceutical products - 33600000
- Various medicinal products - 33690000

Location of contract

England

Value of contract

£3,185,000,000

Value of contract = £3.185 billion over 2.5 years

CONCLUSION

We know from the Word of God that Satan wants the earth for himself. He wants to reign supreme and receive from all mankind the worship due only to God. To do this he must destroy Christianity and all who uphold the teachings of Christ.

If we know this to be the case, then why are so many professing Christians determined to believe that the Covid program is not, and could not possibly be, a key component in Satan's deadly plan? Rather, if they truly believed the Word of God, they should be expecting an exercise like this to emerge at some stage. The Book of Revelation is a startling statement of the devastation he intends to cause. So why do professing Christians continue to deny what is happening right before their eyes?

Perhaps this is part of the strong delusion that God said He would send upon the earth in the End Time (2 Thessalonians 2:11)? It certainly looks that way, where tens of millions of intelligent people willingly line up to receive a vaccine which many highly qualified medical experts have shown may harm them.

The Greek word which the KJV translates as "delusion" in 2 Thessalonians 2:11 is *planē* (Strong's G4106). It appears ten times in the New Testament and is translated seven times as "error." In the other instances it is translated as "to deceive," "deceit," and "delusion," respectively.

In His mercy, God has warned us that, should mankind as a whole descend into the depths of depravity practised (or tolerated) in the plain of Sodom, He would cause the masses to fall into error and be greatly deceived by something which they would otherwise have recognized as a threat to their survival.

We are given a graphic example of this in the Old Testament. As the armies of the three kings approached the border of Moab, they ran low on water. They would be forced to retreat unless a large reserve could be located without delay. They called on the prophet Elisha, who said: "**Thus saith the LORD, Make this valley full of ditches.**" (2 Kings 3:16). The troops dug extensive irrigation terraces as directed. Overnight these filled miraculously and "**the country was filled with water.**" (3:20).

The following morning the Moabites looked across the plain to where the three kings were encamped and saw a sight which pleased them greatly:

"And they rose up early in the morning, and the sun shone upon the water, and the Moabites saw the water on the other side as red as blood: And they said, This is blood: the kings are surely slain, and they have smitten one another: now therefore, Moab, to the spoil."
(2 Kings 3:22-23)

But they were deceived. They saw only what they wanted to see. They raced in disarray toward the invading army and were completely destroyed.

Had they paused, if only for a while, and thought about the situation, they would have realized that caution was still required. But in their pride – the pride of Moab! **(Jeremiah 48:29)** – they lost any modicum of common sense and rode to their doom.

The same lofty self-confidence and overweening pride may be seen today in the Laodicean church. It, too, is galloping blindly into a future that doesn't exist.

Jeremy James
Ireland
July 26, 2021

- SPECIAL REQUEST -
























Regular readers are encouraged to download the papers on this website for safekeeping and future reference. They may not always be available. Papers for each year from 2009 to 2020 may also be downloaded in one or more files from www.archive.org (Use the search term 'Jeremy James New World Order').

We are rapidly moving into an era where material of this kind may be obtained only via email. Readers who wish to be included on a future mailing list are welcome to contact me at the following email address:- **jeremypauljames@gmail.com**.

For further information visit www.zephaniah.eu







Copyright Jeremy James 2021




APPENDIX A

	Country	Population	GDP ▼	Mil. Exp.	PPP
1	 <u>China</u>	▼ 1,358,440,000 1,380,000,000	▲ \$16,967,051 \$11,940,000	▲ \$309,528 \$226,000	▲ \$17,843 \$16,600
2	 <u>India</u>	▲ 1,341,720,000 1,280,000,000	▲ \$5,124,297 \$2,440,000	▲ \$110,071 \$59,280	▼ \$5,456 \$7,200
3	 <u>Russia</u>	▼ 141,830,780 142,260,000	▲ \$4,324,406 \$1,470,000	▲ \$186,146 \$79,000	▲ \$43,557 \$27,900
4	 <u>Japan</u>	▼ 103,047,280 126,450,000	▼ \$3,050,260 \$4,880,000	▼ \$17,808 \$45,380	▼ \$23,593 \$42,700
5	 <u>Brazil</u>	▲ 210,314,920 207,350,000	▲ \$2,813,100 \$2,080,000	▲ \$37,598 \$27,460	▼ \$15,412 \$15,500
6	 <u>United States of America</u>	▼ 99,553,100 326,620,000	▼ \$2,445,124 \$19,360,000	▼ \$32,061 \$637,000	▼ \$16,374 \$59,500
7	 <u>Indonesia</u>	▲ 267,136,480 260,580,000	▲ \$1,826,198 \$1,011,000	▲ \$14,284 \$8,890	▼ \$9,766 \$12,400
8	 <u>Mexico</u>	▲ 124,717,740 124,570,000	▲ \$1,315,800 \$1,140,000	▼ \$6,123 \$6,610	▼ \$13,724 \$19,500
9	 <u>Italy</u>	▼ 43,760,260 62,140,000	▼ \$1,310,580 \$1,920,000	▼ \$12,942 \$28,990	▼ \$21,600 \$38,000
10	 <u>France</u>	▼ 39,114,580 67,100,000	▼ \$1,077,685 \$2,570,000	▼ \$10,761 \$58,080	▼ \$18,368 \$43,600
11	 <u>Canada</u>	▼ 26,315,760 35,620,000	▼ \$1,051,840 \$1,640,000	▼ \$6,375 \$16,200	▼ \$25,208 \$48,100
12	 <u>South Korea</u>	▼ 37,092,820 51,180,000	▼ \$892,900 \$1,530,000	▼ \$13,722 \$41,000	▼ \$20,902 \$39,400
13	 <u>Netherlands</u>	▼ 16,809,740 17,080,000	▲ \$858,167 \$824,500	▲ \$9,670 \$9,640	▼ \$47,451 \$53,600
14	 <u>Pakistan</u>	▲ 218,871,280 204,920,000	▲ \$825,648 \$278,900	▲ \$26,016 \$9,900	▼ \$5,389 \$5,400
15	 <u>Iran</u>	▼ 81,976,680 82,020,000	▲ \$822,021 \$427,700	▲ \$18,629 \$11,490	▼ \$14,325 \$20,000
16	 <u>Thailand</u>	▼ 64,978,140 68,410,000	▲ \$788,386 \$437,800	▲ \$11,273 \$6,570	▼ \$17,333 \$17,800
17	 <u>Turkey</u>	▼ 71,556,440 80,840,000	▼ \$781,172 \$841,200	▼ \$9,826 \$14,550	▼ \$11,653 \$26,500
18	 <u>Egypt</u>	▲ 105,306,900 97,040,000	▲ \$775,038 \$332,300	▲ \$14,679 \$9,960	▼ \$10,514 \$13,000
19	 <u>Malaysia</u>	▲ 33,358,220 31,380,000	▲ \$722,005 \$309,900	▲ \$10,899 \$4,360	▲ \$30,920 \$28,900
20	 <u>Nigeria</u>	▼ 187,254,300 190,630,000	▲ \$708,608 \$394,800	▲ \$4,970 \$1,700	▼ \$5,406 \$5,900
21	 <u>Philippines</u>	▲ 117,031,940 104,260,000	▲ \$672,337 \$321,200	▲ \$8,302 \$4,110	▲ \$8,207 \$8,200
22	 <u>Germany</u>	▼ 28,134,920 80,590,000	▼ \$620,544 \$3,650,000	▼ \$2,896 \$43,430	▼ \$14,704 \$50,200
23	 <u>Argentina</u>	▼ 41,008,200 44,290,000	▼ \$610,084 \$619,900	▼ \$4,267 \$5,880	▼ \$15,621 \$20,700
24	 <u>Colombia</u>	▲ 49,240,520 47,700,000	▲ \$564,868 \$307,500	▲ \$18,146 \$10,400	▲ \$16,388 \$14,500
25	 <u>Saudi Arabia</u>	▼ 25,297,620 28,570,000	▼ \$564,418 \$678,500	▼ \$36,891 \$66,780	▼ \$31,873 \$55,300
26	 <u>Spain</u>	▼ 27,763,280 48,960,000	▼ \$553,380 \$1,310,000	▼ \$2,111 \$11,920	▼ \$13,986 \$38,200
27	 <u>Vietnam</u>	▲ 99,030,160 96,160,000	▲ \$468,749 \$216,000	▲ \$11,163 \$5,270	▼ \$6,762 \$6,900
28	 <u>Taiwan</u>	▼ 18,538,200 23,510,000	▼ \$453,433 \$571,500	\$7,266 -	▼ \$34,942 \$49,800
29	 <u>Australia</u>	▼ 15,196,600 23,230,000	▼ \$420,361 \$1,390,000	▼ \$2,752 \$27,800	▼ \$18,441 \$49,900
30	 <u>Poland</u>	▼ 33,230,780 38,480,000	▼ \$419,545 \$510,000	▼ \$6,056 \$10,150	▼ \$18,036 \$29,300

	Country	Population	GDP ▼	Mil. Exp.	PPP
31	 <u>Egypt</u>	▼ 83,271,180 86,890,000	▲ \$326,454 \$284,900	▲ \$5,627 \$4,760	▼ \$5,150 \$11,100
32	 <u>Vietnam</u>	▲ 99,781,480 93,420,000	▲ \$292,519 \$187,800	▲ \$7,065 \$4,450	▼ \$4,188 \$5,600
33	 <u>Peru</u>	▲ 32,037,600 30,150,000	▲ \$285,734 \$208,200	▲ \$3,972 \$2,660	▲ \$12,741 \$12,000
34	 <u>Algeria</u>	▲ 40,768,540 38,810,000	▲ \$261,994 \$227,800	▼ \$8,974 \$10,210	▼ \$8,388 \$14,300
35	 <u>Bangladesh</u>	▲ 188,390,820 166,280,000	▲ \$256,098 \$186,600	▲ \$2,880 \$2,150	▼ \$1,942 \$3,400
36	 <u>United Kingdom</u>	▼ 22,570,600 63,740,000	▼ \$254,800 \$2,850,000	▼ \$1,852 \$69,000	▼ \$7,526 \$37,700
37	 <u>Kazakhstan</u>	▲ 18,728,520 17,950,000	▲ \$254,021 \$225,600	▼ \$2,503 \$2,730	▼ \$13,369 \$24,100
38	 <u>Belgium</u>	▼ 7,033,880 10,450,000	▼ \$201,932 \$527,800	▼ \$1,201 \$5,540	▼ \$19,139 \$41,700
39	 <u>Iraq</u>	▼ 30,135,560 32,580,000	▼ \$192,215 \$232,200	▼ \$13,154 \$20,000	▼ \$7,759 \$14,100
40	 <u>Romania</u>	▼ 19,331,780 21,730,000	▼ \$187,826 \$202,500	▼ \$2,113 \$2,600	▼ \$10,205 \$19,400
41	 <u>Ukraine</u>	▼ 36,714,840 44,290,000	▲ \$175,577 \$134,900	▼ \$2,606 \$3,700	▼ \$6,277 \$8,200
42	 <u>Morocco</u>	▲ 35,230,100 32,990,000	▲ \$172,356 \$112,600	▲ \$7,555 \$4,010	▼ \$6,989 \$7,700
43	 <u>Austria</u>	▼ 5,719,700 8,220,000	▼ \$161,819 \$436,100	▼ \$600 \$3,530	▼ \$18,861 \$45,400
44	 <u>Finland</u>	▼ 4,284,320 5,270,000	▼ \$151,434 \$276,300	▼ \$1,835 \$4,060	▼ \$23,564 \$40,500
45	 <u>Czech Republic</u>	▼ 7,710,340 10,630,000	▼ \$151,103 \$200,000	▼ \$1,148 \$2,160	▼ \$16,778 \$28,400
46	 <u>Angola</u>	▼ 16,087,760 19,090,000	▲ \$146,602 \$131,400	▲ \$5,119 \$4,750	▼ \$7,950 \$8,200
47	 <u>Hungary</u>	▼ 8,715,400 9,920,000	▲ \$139,703 \$129,700	▲ \$1,320 \$1,070	▼ \$16,548 \$24,300
48	 <u>Sweden</u>	▼ 4,619,660 9,720,000	▼ \$133,940 \$559,100	▼ \$1,309 \$6,600	▼ \$19,329 \$44,700
49	 <u>Singapore</u>	▼ 3,535,140 5,570,000	▼ \$126,289 \$307,100	▼ \$2,269 \$10,800	▼ \$23,816 \$81,300
50	 <u>Ecuador</u>	▲ 17,391,720 15,650,000	▲ \$119,843 \$100,500	▼ \$2,167 \$2,830	▼ \$9,844 \$11,400
51	 <u>Australia</u>	▼ 8,882,220 22,510,000	▼ \$113,555 \$1,480,000	▼ \$573 \$25,300	▼ \$8,523 \$46,600
52	 <u>Portugal</u>	▼ 6,255,960 10,810,000	▼ \$111,819 \$228,200	▼ \$1,094 \$2,900	▼ \$11,916 \$26,300
53	 <u>Ethiopia</u>	▲ 97,580,520 96,630,000	▲ \$111,066 \$49,860	▲ \$1,175 \$453	▲ \$1,626 \$1,500
54	 <u>Sri Lanka</u>	▲ 22,925,768 21,870,000	▲ \$104,200 \$71,570	▲ \$2,370 \$1,600	▼ \$6,493 \$10,400
55	 <u>Slovakia</u>	▼ 5,146,320 5,440,000	▲ \$102,793 \$100,100	▼ \$1,092 \$1,100	▼ \$20,401 \$27,700
56	 <u>Norway</u>	▼ 2,535,820 5,150,000	▼ \$100,936 \$511,600	▼ \$1,285 \$7,170	▼ \$26,536 \$65,900
57	 <u>Denmark</u>	▼ 3,715,940 5,570,000	▼ \$100,392 \$347,200	▼ \$651 \$4,890	▼ \$18,011 \$44,300
58	 <u>Azerbaijan</u>	▲ 9,736,100 9,690,000	▲ \$91,931 \$77,910	▼ \$3,177 \$3,660	▼ \$13,489 \$17,900
59	 <u>Cuba</u>	▼ 10,584,960 11,050,000	▲ \$91,259 \$72,300	\$2,752 -	▼ \$9,604 \$10,200
60	 <u>Burma</u>	▲ 59,385,280 55,740,000	▲ \$90,830 \$65,290	▲ \$1,721 \$1,230	▼ \$2,185 \$4,800

	Country	Population	GDP ▼	Mil. Exp.	PPP
61	 <u>Sudan</u>	▲ 36,886,180 35,480,000	▲ \$88,602 \$70,030	▲ \$2,261 \$1,550	▼ \$2,835 \$4,500
62	 <u>Uzbekistan</u>	▲ 30,491,260 28,930,000	▲ \$86,400 \$63,080	▲ \$2,813 \$1,800	▼ \$4,048 \$5,600
63	 <u>Switzerland</u>	▼ 3,275,300 8,060,000	▼ \$85,633 \$679,000	▼ \$415 \$5,200	▼ \$17,430 \$55,200
64	 <u>Syria</u>	▼ 17,625,000 17,950,000	▲ \$80,184 \$64,700	▲ \$4,250 \$3,000	▼ \$5,051 \$5,100
65	 <u>Belarus</u>	▼ 8,933,740 9,610,000	▼ \$76,538 \$77,170	▼ \$761 \$926	▼ \$11,510 \$18,200
66	 <u>Qatar</u>	▼ 1,385,453 2,120,000	▼ \$75,839 \$212,000	▼ \$2,657 \$18,000	▼ \$35,518 \$144,400
67	 <u>Dominican Republic</u>	▲ 11,344,220 10,350,000	▲ \$72,936 \$62,480	▲ \$397 \$381	▼ \$8,665 \$12,800
68	 <u>Guatemala</u>	▲ 14,661,660 14,650,000	▲ \$65,818 \$58,300	▼ \$212 \$244	▼ \$4,461 \$7,500
69	 <u>Kenya</u>	▼ 44,486,220 45,010,000	▲ \$64,803 \$62,720	▲ \$1,436 \$1,230	▼ \$2,081 \$3,100
70	 <u>Kuwait</u>	▼ 1,955,060 2,740,000	▼ \$63,989 \$179,300	▼ \$1,449 \$9,000	▼ \$21,820 \$71,000
71	 <u>Oman</u>	▼ 2,643,280 3,220,000	▼ \$62,189 \$80,540	▼ \$4,583 \$6,900	▼ \$19,291 \$44,100
72	 <u>Tunisia</u>	▲ 11,116,660 10,940,000	▲ \$58,682 \$49,120	▼ \$625 \$760	▼ \$7,541 \$11,400
73	 <u>Costa Rica</u>	▲ 5,213,460 4,750,000	▲ \$57,691 \$50,460	\$265 -	▼ \$10,037 \$14,900
74	 <u>New Zealand</u>	▼ 3,298,200 4,400,000	▼ \$57,364 \$201,000	▼ \$234 \$2,260	▼ \$11,595 \$35,000
75	 <u>Ghana</u>	▼ 23,312,260 25,760,000	▲ \$52,872 \$35,480	▲ \$564 \$198	▼ \$3,240 \$4,200
76	 <u>Bulgaria</u>	▼ 5,437,920 6,920,000	▼ \$51,947 \$55,080	▲ \$900 \$803	▼ \$12,513 \$17,100
77	 <u>Croatia</u>	▼ 4,109,400 4,470,000	▼ \$48,509 \$58,330	▼ \$704 \$991	▼ \$13,000 \$20,400
78	 <u>Panama</u>	▲ 4,022,800 3,610,000	▲ \$46,868 \$44,690	▲ \$385 \$340	▼ \$15,240 \$20,300
79	 <u>Turkmenistan</u>	▲ 5,580,200 5,170,000	▼ \$45,838 \$47,540	▲ \$1,276 \$1,140	▼ \$10,464 \$14,200
80	 <u>Bolivia</u>	▲ 11,523,260 10,630,000	▲ \$45,010 \$34,080	▲ \$606 \$499	▼ \$5,580 \$6,200
81	 <u>Uruguay</u>	▼ 3,153,980 3,330,000	▼ \$44,197 \$55,600	▼ \$437 \$1,080	▼ \$9,342 \$20,500
82	 <u>Yemen</u>	▼ 22,855,600 26,050,000	▼ \$43,725 \$45,450	▲ \$1,868 \$1,800	▼ \$2,101 \$3,900
83	 <u>Lithuania</u>	▼ 2,955,500 3,500,000	▼ \$43,271 \$48,720	▼ \$354 \$472	▼ \$17,374 \$26,700
84	 <u>United Arab Emirates</u>	▼ 2,478,000 5,630,000	▼ \$43,087 \$416,400	▼ \$692 \$23,000	▼ \$11,592 \$65,000
85	 <u>Serbia</u>	▼ 6,248,280 7,210,000	▼ \$42,573 \$42,650	▼ \$571 \$941	▼ \$7,467 \$12,500
86	 <u>Cameroon</u>	▼ 19,847,400 23,130,000	▲ \$42,485 \$32,160	▲ \$574 \$455	▲ \$3,058 \$3,000
87	 <u>Lebanon</u>	▼ 5,142,160 5,880,000	▲ \$39,692 \$4,500	▼ \$1,155 \$1,800	▼ \$11,027 \$17,900
88	 <u>Uganda</u>	▲ 38,727,680 35,920,000	▲ \$38,929 \$26,090	▲ \$655 \$370	▼ \$1,436 \$1,800
89	 <u>Nepal</u>	▲ 32,393,500 30,990,000	▲ \$37,664 \$19,640	▲ \$551 \$276	▼ \$1,661 \$2,400
90	 <u>Tanzania</u>	▲ 36,523,940 4,640,000	▲ \$37,533 \$36,620	▼ \$212 \$400	▼ \$1,434 \$1,900

	Country	Population	GDP ▼	Mil. Exp.	PPP
91	 <u>Greece</u>	▼ 3,295,240 10,770,000	▼ \$36,117 \$246,400	▼ \$317 \$4,230	▼ \$7,307 \$25,800
92	 <u>Slovenia</u>	▼ 1,513,920 1,990,000	▼ \$35,792 \$49,930	▼ \$317 \$588	▼ \$16,929 \$29,400
93	 <u>Cote d'Ivoire</u>	▼ 21,808,100 22,850,000	▲ \$35,630 \$33,960	▼ \$522 \$559	▼ \$2,334 \$2,900
94	 <u>Paraguay</u>	▲ 7,070,800 6,700,000	▲ \$34,003 \$31,300	▼ \$440 \$520	▼ \$6,870 \$8,400
95	 <u>Jordan</u>	▼ 6,421,500 7,930,000	▼ \$33,997 \$36,550	▼ \$1,407 \$1,700	▼ \$4,404 \$11,900
96	 <u>Afghanistan</u>	▼ 29,357,180 31,820,000	▲ \$33,634 \$21,710	▼ \$964 \$1,500	▼ \$1,425 \$2,000
97	 <u>Libya</u>	▼ 3,311,580 6,240,000	▼ \$32,516 \$49,340	\$1,399 -	▼ \$6,546 \$16,600
98	 <u>Cambodia</u>	▲ 15,928,760 15,460,000	▲ \$31,176 \$16,900	▲ \$709 \$260	▼ \$2,796 \$3,300
99	 <u>Israel</u>	▼ 2,856,300 7,820,000	▼ \$28,217 \$305,000	▼ \$387 \$17,000	▼ \$6,586 \$33,400
100	 <u>Latvia</u>	▼ 1,653,600 2,160,000	▼ \$27,100 \$32,820	▼ \$237 \$285	▼ \$15,949 \$23,900
101	 <u>Zambia</u>	▲ 14,816,520 14,640,000	▲ \$27,092 \$25,610	▲ \$430 \$400	▼ \$2,031 \$4,100
102	 <u>Gabon</u>	▲ 1,684,940 1,670,000	▲ \$25,632 \$20,680	▲ \$277 \$276	▲ \$21,732 \$21,600
103	 <u>Democratic Republic of Congo</u>	▼ 73,160,640 77,430,000	▼ \$25,563 \$32,670	▼ \$504 \$560	▼ \$448 \$700
104	 <u>El Salvador</u>	▼ 5,139,140 6,120,000	▼ \$24,355 \$25,140	▼ \$151 \$254	▼ \$5,999 \$8,000
105	 <u>Trinidad and Tobago</u>	▼ 1,213,740 1,220,000	▼ \$23,846 \$29,630	▼ \$37 \$71	▼ \$13,098 \$31,300
106	 <u>Burkina Faso</u>	▲ 18,402,380 18,360,000	▲ \$23,715 \$13,380	▲ \$304 \$184	▲ \$1,841 \$1,700
107	 <u>Honduras</u>	▼ 8,540,320 8,600,000	▲ \$23,193 \$19,370	▼ \$129 \$203	▼ \$3,220 \$4,700
108	 <u>Senegal</u>	▼ 12,879,960 13,630,000	▲ \$22,837 \$15,880	▲ \$304 \$195	▲ \$2,533 \$2,300
109	 <u>Republic of the Congo</u>	▲ 4,756,260 4,660,000	▲ \$21,884 \$14,110	▲ \$194 \$123	▼ \$6,573 \$6,600
110	 <u>Mozambique</u>	▼ 23,212,960 24,690,000	▲ \$21,140 \$16,590	▲ \$163 \$117	▲ \$1,301 \$1,100
111	 <u>Botswana</u>	▲ 2,295,700 2,150,000	▲ \$21,018 \$16,300	▲ \$499 \$376	▼ \$13,079 \$16,000
112	 <u>Georgia</u>	▼ 4,540,560 4,930,000	▲ \$20,078 \$16,130	▲ \$446 \$434	▼ \$6,317 \$7,700
113	 <u>Ireland</u>	▼ 1,506,920 4,830,000	▼ \$19,371 \$245,800	▼ \$38 \$1,350	▼ \$8,570 \$46,800
114	 <u>Brunei Darussalam</u>	▲ 436,380 422,675	▲ \$18,891 \$17,430	▲ \$670 \$423	▼ \$59,980 \$77,700
115	 <u>Laos</u>	▲ 7,404,660 6,800,000	▲ \$18,686 \$11,710	▲ \$86 \$46	▼ \$3,605 \$5,000
116	 <u>Mongolia</u>	▲ 3,527,120 2,950,000	▲ \$17,927 \$11,730	▲ \$220 \$124	▼ \$7,261 \$10,200
117	 <u>Papua New Guinea</u>	▲ 6,560,740 6,550,000	▲ \$17,899 \$16,100	▲ \$177 \$87	▲ \$3,131 \$2,400
118	 <u>Bosnia and Herzegovina</u>	▼ 3,801,420 3,870,000	▼ \$17,656 \$18,890	▼ \$249 \$255	▼ \$6,635 \$9,800
119	 <u>Chad</u>	▲ 11,462,820 11,410,000	▲ \$17,412 \$15,840	▼ \$317 \$360	▼ \$2,170 \$2,600
120	 <u>Estonia</u>	▼ 841,160 1,260,000	▼ \$17,200 \$26,360	▼ \$211 \$520	▼ \$12,385 \$26,600

	Country	Population	GDP ▼	Mil. Exp.	PPP
121	 <u>Mali</u>	▼ 15,024,080 16,460,000	▲ \$17,142 \$12,040	▲ \$272 \$172	▲ \$1,630 \$1,600
122	 <u>Rwanda</u>	▼ 11,924,640 12,340,000	▲ \$16,494 \$8,000	▲ \$342 \$86	▲ \$1,976 \$1,700
123	 <u>Equatorial Guinea</u>	▼ 664,319 722,254	▲ \$16,329 \$15,400	▼ \$12 \$21	▼ \$16,387 \$32,600
124	 <u>Namibia</u>	▲ 2,280,500 2,190,000	▲ \$16,072 \$11,980	▲ \$462 \$370	▼ \$6,810 \$10,800
125	 <u>Niger</u>	▲ 18,791,040 17,470,000	▲ \$15,613 \$8,290	▲ \$186 \$88	▲ \$1,187 \$1,000
126	 <u>Cyprus</u>	▼ 835,300 1,170,000	▼ \$15,212 \$21,340	▼ \$331 \$436	▼ \$12,063 \$28,000
127	 <u>Mauritius</u>	▲ 1,369,080 1,330,000	▲ \$14,715 \$12,720	▲ \$30 \$24	▼ \$12,656 \$17,900
128	 <u>Armenia</u>	▼ 2,910,240 3,060,000	▲ \$14,238 \$11,110	▼ \$398 \$455	▼ \$5,299 \$7,400
129	 <u>Albania</u>	▼ 2,695,100 3,020,000	▲ \$14,120 \$13,590	▲ \$156 \$141	▼ \$6,622 \$11,100
130	 <u>Madagascar</u>	▼ 21,020,480 23,200,000	▲ \$13,295 \$11,190	▼ \$73 \$77	▼ \$698 \$1,400
131	 <u>Bahrain</u>	▼ 744,577 1,310,000	▼ \$13,294 \$34,050	▼ \$204 \$1,070	▼ \$12,459 \$51,400
132	 <u>Haiti</u>	▲ 10,487,640 9,990,000	▲ \$13,063 \$8,920	\$46 -	▼ \$1,320 \$1,800
133	 <u>Zimbabwe</u>	▲ 15,924,800 13,770,000	▼ \$13,049 \$13,740	▼ \$356 \$400	▼ \$617 \$2,000
134	 <u>Benin</u>	▼ 9,986,640 10,160,000	▲ \$13,031 \$9,240	▲ \$124 \$92	▼ \$1,864 \$1,900
135	 <u>Jamaica</u>	▼ 2,434,160 2,930,000	▼ \$12,989 \$13,920	▼ \$59 \$119	▼ \$5,825 \$8,700
136	 <u>Tajikistan</u>	▲ 8,447,180 8,050,000	▲ \$12,861 \$9,160	▲ \$161 \$110	▼ \$2,175 \$2,700
137	 <u>Macedonia</u>	▼ 1,890,580 2,090,000	▲ \$12,347 \$10,920	▲ \$364 \$127	▼ \$9,330 \$13,200
138	 <u>Nicaragua</u>	▲ 6,259,080 5,850,000	▲ \$11,983 \$11,850	▼ \$54 \$74	▼ \$2,735 \$4,800
139	 <u>Malawi</u>	▼ 16,921,960 17,380,000	▲ \$9,026 \$4,410	▲ \$90 \$40	▼ \$762 \$800
140	 <u>Moldova</u>	▼ 3,272,700 3,580,000	▲ \$8,744 \$7,400	▼ \$26 \$37	▼ \$2,640 \$4,800
141	 <u>Bahamas</u>	▼ 304,264 321,834	▼ \$7,593 \$8,650	\$45 -	▼ \$19,845 \$25,100
142	 <u>Kyrgyzstan</u>	▼ 5,560,260 5,600,000	▼ \$7,238 \$7,650	▼ \$23 \$28	▼ \$1,808 \$3,400
143	 <u>Guinea</u>	▼ 11,035,060 11,470,000	▲ \$7,202 \$6,770	▼ \$53 \$63	▼ \$804 \$1,300
144	 <u>Malta</u>	▼ 314,930 412,655	▼ \$7,180 \$10,260	▼ \$28 \$62	▼ \$16,107 \$31,700
145	 <u>Togo</u>	▼ 7,100,280 7,350,000	▲ \$6,610 \$4,840	▲ \$97 \$70	▼ \$1,330 \$1,500
146	 <u>Suriname</u>	▲ 607,416 573,311	▲ \$5,958 \$5,270	▲ \$32 \$30	▼ \$11,473 \$16,700
147	 <u>Mauritania</u>	▼ 3,236,700 3,510,000	▲ \$5,671 \$4,290	▲ \$306 \$225	▼ \$2,503 \$3,400
148	 <u>Burundi</u>	▲ 11,230,040 10,390,000	▲ \$4,984 \$3,040	▲ \$206 \$72	▼ \$634 \$900
149	 <u>Swaziland</u>	▲ 1,491,340 1,420,000	▲ \$4,981 \$3,840	▲ \$156 \$120	▼ \$4,771 \$7,800
150	 <u>Sierra Leone</u>	▼ 5,073,720 5,740,000	▼ \$4,766 \$5,410	▲ \$65 \$39	▼ \$1,342 \$2,100

	Country	Population	GDP ▼	Mil. Exp.	PPP
151	 <u>Puerto Rico</u>	▼ 1,024,240 3,620,000	▼ \$4,707 \$93,520	- -	▼ \$3,064 \$16,300
152	 <u>Montenegro</u>	▼ 518,492 650,036	▼ \$4,576 \$4,660	▼ \$76 \$84	▼ \$8,938 \$15,200
153	 <u>Luxembourg</u>	▼ 192,443 520,672	▼ \$4,486 \$63,930	▼ \$11 \$383	▼ \$15,539 \$92,400
154	 <u>Eritrea</u>	▼ 5,946,060 6,380,000	▲ \$4,441 \$3,870	▲ \$239 \$196	▼ \$845 \$1,200
155	 <u>Fiji</u>	▼ 876,904 903,207	▲ \$4,287 \$4,170	▼ \$50 \$60	▼ \$4,146 \$8,200
156	 <u>New Caledonia</u>	▼ 231,642 267,840	▼ \$4,031 \$11,100	- -	▼ \$11,738 \$38,800
157	 <u>Guyana</u>	▼ 714,085 735,554	▲ \$3,800 \$3,140	▲ \$50 \$32	▲ \$7,603 \$6,900
158	 <u>Bhutan</u>	▲ 793,039 733,643	▲ \$3,639 \$2,090	\$31 -	▼ \$6,556 \$7,700
159	 <u>Barbados</u>	▼ 222,219 289,680	▼ \$3,523 \$4,280	\$13 -	▼ \$10,486 \$16,200
160	 <u>Central African Republic</u>	▼ 5,090,360 5,280,000	▲ \$3,494 \$1,730	▲ \$29 \$20	▲ \$833 \$600
161	 <u>Lesotho</u>	▼ 1,920,380 1,940,000	▲ \$3,179 \$2,460	▲ \$54 \$48	▼ \$1,481 \$2,900
162	 <u>Maldives</u>	▼ 387,985 393,595	▲ \$2,908 \$2,400	▲ \$106 \$77	▼ \$7,531 \$12,400
163	 <u>Cape Verde</u>	▲ 598,340 538,535	▲ \$2,786 \$1,970	▲ \$13 \$9	▼ \$5,673 \$6,300
164	 <u>Djibouti</u>	▼ 738,707 810,179	▲ \$2,586 \$1,580	▲ \$94 \$52	▲ \$3,772 \$3,000
165	 <u>Aruba</u>	▼ 109,675 110,663	▼ \$2,495 \$2,520	- -	▼ \$21,775 \$25,300
166	 <u>Gambia</u>	▼ 1,700,920 1,920,000	▲ \$2,215 \$918	\$20 -	▲ \$1,860 \$1,700
167	 <u>Liberia</u>	▼ 3,637,800 4,090,000	▲ \$2,079 \$2,070	▲ \$18 \$16	▼ \$555 \$900
168	 <u>Belize</u>	▼ 333,976 340,844	▲ \$1,758 \$1,670	\$18 -	▼ \$6,882 \$8,100
169	 <u>Iceland</u>	▼ 133,582 317,351	▼ \$1,756 \$16,200	- -	▼ \$8,762 \$42,600
170	 <u>Guinea-Bissau</u>	▼ 1,664,700 1,690,000	▲ \$1,433 \$1,040	▲ \$32 \$18	▼ \$1,230 \$1,400
171	 <u>Vanuatu</u>	▼ 262,755 266,937	▲ \$1,427 \$816	- -	▲ \$6,350 \$2,500
172	 <u>Solomon Islands</u>	▼ 590,419 609,883	▲ \$1,362 \$1,160	▲ \$36 \$30	▲ \$3,295 \$1,800
173	 <u>Saint Lucia</u>	▼ 134,786 163,362	▼ \$1,147 \$1,340	- -	▼ \$9,074 \$11,100
174	 <u>Comoros</u>	▲ 828,030 766,865	▲ \$1,144 \$722	▲ \$28 \$17	▼ \$1,684 \$1,700
175	 <u>Grenada</u>	▲ 111,633 110,152	▲ \$963 \$839	- -	▼ \$11,384 \$11,800
176	 <u>Samoa</u>	▼ 192,501 196,628	▲ \$868 \$825	- -	▲ \$6,074 \$5,200
177	 <u>Saint Vincent and the Grenadines</u>	▼ 94,291 102,918	▲ \$838 \$745	- -	▼ \$9,820 \$10,900
178	 <u>Kiribati</u>	▲ 110,119 104,488	▲ \$610 \$164	- -	▲ \$7,916 \$1,600
179	 <u>Tonga</u>	▼ 103,430 106,440	▲ \$586 \$494	\$4 -	▲ \$6,722 \$5,000
180	 <u>Micronesia</u>	▼ 101,427 105,681	▲ \$523 \$339	- -	▲ \$3,437 \$3,200

SOURCE: <https://archive.is/kMWnb#selection-393.0-423.28>

NOTE: This spreadsheet was produced in 2014 by the Deagel Corporation and published on its website www.deagel.com

The figures for 2025 were updated or adjusted each year but ceased to be included in spreadsheets published from April 2021 or thereabouts.

The number in the top row of each entry represents the estimate for the year 2025, while the number underneath is the current known value.

The columns mean as follows:

Population:	Number of people in total in the national population.
GDP:	Gross Domestic Product expressed in millions of US dollars.
Mil.Exp.	Military Expenditure per annum expressed in millions of US dollars.
PPP	Purchasing Power Parity in US dollars. This is a way of comparing the real value of each currency against a common standard.

Egypt appears twice (18 and 31) – the second entry is probably an error – while South Africa is not included. The population figures for Tanzania are obviously wrong.

APPENDIX B

Figures refer to percentage change projections for 2025, as per May 2018

Deagel Population Forecast for 2025	May 2018
Afghanistan, Islamic Rep. of	-2
Albania	-7
Algeria	7
American Samoa	
Andorra	
Angola	
Anguilla	
Antigua and Barbuda	
Argentina	-33
Armenia	-5
Aruba	-7
Australia	-35
Austria	-29
Azerbaijan	-3
Bahamas, The	-17
Bahrain	-41
Bangladesh	13
Barbados	-21
Belarus	-18
Belgium	-30
Belize	-2
Benin	-5
Bermuda	
Bhutan	4
Bolivia	8
Bosnia and Herzegovina	-6
Botswana	2
Brazil	1
British Virgin Islands	
Brunei Darussalam	-2
Bulgaria	-14
Burkina Faso	-9
Burma	6
Burundi	-8
Cambodia	8
Cameroon	-2
Canada	-26
Cape Verde	2
Cayman Islands	
Central African Republic	7
Chad	3
Channel Islands	
Chile	2
China, People's Republic of	-2
Colombia	3
Comoros	10
Congo, Dem. Rep. of	-2
Congo, Republic of	8
Cook Islands	
Costa Rica	5
Croatia	-12
Cuba	-2
Cyprus	-35
Czech Republic	-7
Côte d'Ivoire	5
Denmark	-33
Djibouti	2
Dominica	
Dominican Republic	5
Ecuador	-5

Deagel Population Forecast for 2025	May 2018
Egypt	9
El Salvador	14
Equatorial Guinea	-12
Eritrea	2
Estonia	-25
Ethiopia	-4
Faeroe Islands	
Falkland Islands	
Fiji	-2
Finland	-5
France	-42
French Guiana	
French Polynesia	
Gabon	8
Gambia, The	-2
Georgia	-4
Germany	-65
Ghana	2
Gibraltar	
Greece	-25
Greenland	
Grenada	-1
Guadeloupe	
Guam	
Guatemala	10
Guinea	-4
Guinea-Bissau	11
Guyana	-2
Haiti	-11
Holy See	
Honduras	9
Hong Kong SAR	
Hungary	-5
Iceland	-42
India	5
Indonesia	3
Iran, Islamic Republic of	0
Iraq	-14
Ireland	-74
Isle of Man	
Israel	-52
Italy	-30
Jamaica	-8
Japan	-19
Jordan	-33
Kazakhstan	-2
Kenya	6
Kiribati	-5
Korea, Dem. People's Rep. of	
Korea, Republic of	
Kosovo	
Kuwait	-16
Kyrgyz Republic	-1
Lao People's Democratic Republic	8
Latvia	-10
Lebanon	6
Lesotho	-11
Liberia	-19
Libya	-51
Liechtenstein	

Lithuania	-4
Luxembourg	-67
Macao SAR	
Macedonia, former Yugoslav	-9
Madagascar	-1
Malawi	-9
Malaysia	6
Maldives	-1
Mali	-9
Malta	-29
Marshall Islands	
Martinique	
Mauritania	2
Mauritius	0
Mayotte	
Mexico	0
Micronesia, Fed. States of	-14
Moldova	-21
Monaco	
Mongolia	2
Montenegro	7
Montserrat	
Morocco	-1
Mozambique	-2
Myanmar	
Namibia	-5
Nauru	
Nepal	15
Netherlands	-2
Netherlands Antilles	
New Caledonia	-22
New Zealand	-27
Nicaragua	3
Niger	-8
Nigeria	-2
Niue	
Northern Mariana Islands	
Norway	-28
Oman	-22
Pakistan	7
Palau	
Panama	2
Papua New Guinea	10
Paraguay	4
Peru	3
Philippines	12
Pitcairn	
Poland	-14
Portugal	-25
Puerto Rico	-65
Qatar	-24
Reunion	
Romania	-2
Russian Federation	0
Rwanda	8
Saint Helena	

Saint Kitts and Nevis	
Saint Lucia	-23
Saint Vincent and the Grenadines	-2
Saint-Pierre and Miquelon	
Samoa	0
San Marino	
Saudi Arabia	-11
Senegal	-2
Serbia	-16
Seychelles	
Sierra Leone	-5
Singapore	-16
Slovak Republic	-7
Slovenia	-12
Solomon Islands	2
Somalia	-10
South Africa	-16
Spain	-43
Sri Lanka	2
Sudan	9
Suriname	-8
Svalbard and Jan Mayen Islands	
Swaziland	-8
Sweden	-28
Switzerland	-35
Syrian Arab Republic	-10
São Tomé and Príncipe	
Taiwan Province of China	-21
Tajikistan	9
Tanzania	-21
Thailand	-5
Timor-Leste	6
Togo	-6
Tokelau	
Tonga	-1
Trinidad and Tobago	-14
Tunisia	-7
Turkey	-11
Turkmenistan	4
Turks and Caicos Islands	
Tuvalu	
Uganda	-8
Ukraine	-28
United Arab Emirates	-23
United Kingdom	-78
United States	-70
United States Virgin Islands	
Uruguay	-16
Uzbekistan	3
Vanuatu	5
Venezuela	-7
Vietnam	3
Wallis and Futuna Islands	
West Bank and Gaza	
Western Sahara	
Yemen, Republic of	-2
Zambia	-4
Zimbabwe	6